

Safety On The Farm Checklist







Every year, thousands of farm workers are injured in farm incidents. Use the following checklist provided by the American Trauma Society, **Pennsylvania Division** (ATSPA), to ensure safety on the farm.



- Local emergency numbers are posted on each phone.
- At least one fire extinguisher is present and first aid materials are available.
- Farm ponds and manure lagoons are fenced.
- All tractors are equipped with rollover protection.
- A slow moving vehicle (SMV) emblem is mounted on all pieces of farm equipment that travel on public roads.
- All pesticides are stored in their original containers and kept out of the reach of children.
- All barn chemicals are kept in a storage area, and out of the reach of children.
- Feed storage ladders end at least seven feet off the ground, so that children can not climb.
- There are designated areas for children to play. Children should not play on/near farm equipment.
- All operators of farm equipment have received safety training.
- Manure handling equipment is properly guarded.

Employers and supervisors should provide farmworkers with:

-  Information to recognize hazards.
-  Vehicles and equipment that operate properly (horns, four-way flashers, backup alarms, mirrors, sensors and cameras).
-  Training to operate equipment safely.
-  Training to inspect their farm vehicles and surroundings before driving and after breaks to be sure the area is clear.

