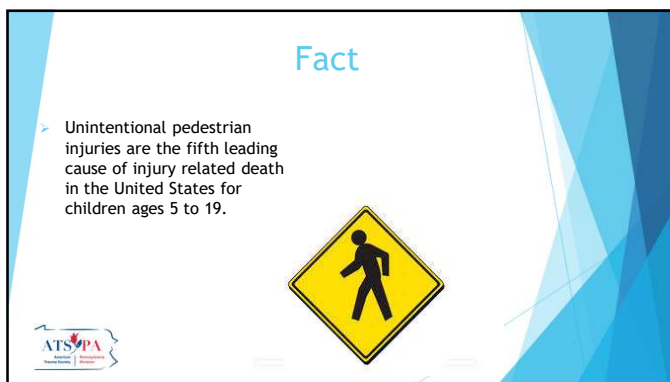




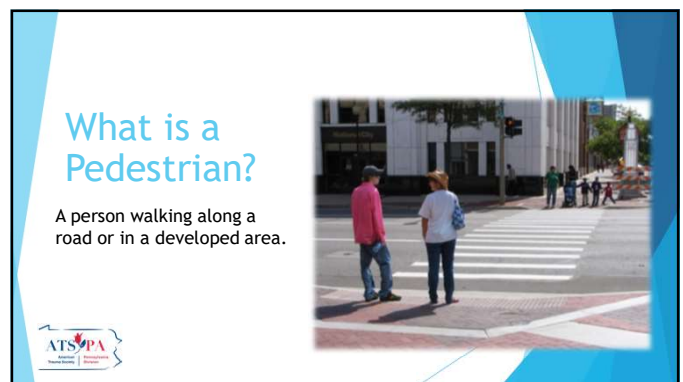
1



2



3



4



5



6

### Pedestrian Safety Tip #2

- Look left, right, left.
- Continue to look as you cross the street. Cars can be fast and approach you quickly.
- Always WALK across a street. Never run.



7

### Pedestrian Safety Tip #3

- Cross the street safely.
- Use traffic signals and crosswalks.
- Walk from the corner.
- Make eye contact with the drivers before crossing in front of them.
- Don't assume the driver can see you just because you can see the driver.



8

### Pedestrian Safety Tip #4

- When available, walk on sidewalks or paths.



9

### Pedestrian Safety Tip #5

- Be a safe pedestrian around all cars/vehicles.
- Look for cars that are turning around or backing up.
- Children should hold hands with a parent in a parking lot or when crossing a street.



10



11

### Pedestrian Safety Tip #6

- All children under the age of 10 should cross the street with an adult.



12

### Pedestrian Safety Tip #7

- Children should walk **DIRECT** routes to their destination. Try to find a route with the least amount of street crossings.



13

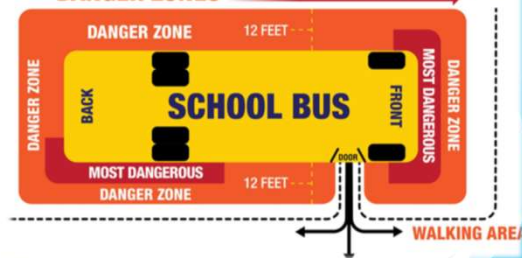
### Pedestrian Safety Tip #8

- Make sure children know to cross in front of a bus, never behind. Children should wait for an adult on the same side of the street as the loading/unloading zone.



14

### DANGER ZONES



15

### Pedestrian Safety Tip #9

- Teach children to never run into the street for a pet, ball, or toy.
- Children should always ask an adult for help.
- Together look both ways for a car before retrieving the pet, ball or toy.



16

### Pedestrian Safety Tip #10

- Teach children to play in safe locations, away from cars and roads. Some good examples are:
  - Backyards
  - Playgrounds
  - Parks



17

### Pedestrian Safety Tip #11

- At dawn and dusk, evenings, and other low lighting situations, wear clothing and accessories that are equipped with retroreflective material.



18

### Pedestrian Safety Tip #12

- Get rid of distractions when around cars. Examples of distractions are...
  - Music/headphones
  - Texting/other phone usage
  - Goofing off or roughhousing



19

### Pedestrian Safety Tip #13

- When you are driving...
  - Be alert and slow down in neighborhoods and school zones.
  - Always be aware of bikers, walkers, and runners.



20

### Pedestrian Safety Tip #16

- Parents and Adults, be a role model for young pedestrians.
  - Keep yourself and those that are with you safe when near moving cars.



21

### Walk This Way

Starring Guy Walker as himself



22

### Resources

- Safe Kids Worldwide - [safekids.org](http://safekids.org)
- PA Traffic Injury Prevention Project - [pakidstravelsafe.org](http://pakidstravelsafe.org)
- American Trauma Society, PA Division - [atspa.org](http://atspa.org)
- Safe Kids PA - [pasafekids.org](http://pasafekids.org)
- NHTSA's Parent Central - [safercar.gov](http://safercar.gov)
- AAA Exchange - [aaa.com](http://aaa.com)
- CDC - [cdc.gov](http://cdc.gov)
- NCDOT communication - [ncdot.gov](http://ncdot.gov)
- NBC 24 WNWO - YouTube
- PennDOT - [penndot.gov](http://penndot.gov)

### Thank You!

The American Trauma Society, Pennsylvania Division (ATSPA) is a non-profit trauma prevention education organization.

#### ATSPA Mission

Trauma prevention and mitigation through education and advocacy.

#### ATSPA Vision

To be the leading provider of evidence-based trauma prevention, education, and resources.



23

24