












SAFETY FIRST. LOCK IT. STORE IT.

Properly securing firearms when not in use is the #1 way to help prevent theft and misuse.

***It's the easiest thing you can do to
keep your home safe.***

-  **Unloaded firearm should be stored** in a locked cabinet, safe, gun vault or storage case when not in use.
-  Firearm should be stored in a location that is **inaccessible to children.**
-  **Always keep firearm unloaded when not in use.**
-  **Keep the firearm's muzzle pointed in a safe direction.**
-  **Double check that firearm is unloaded** when removed from storage.
-  **Unload, clean and place firearm in secure storage location** when returning home.
-  **Educate** everyone in your family about firearm safety.
-  **Store ammunition in a locked location separate** from firearm.
-  **Keep finger off the trigger** until you intend to shoot.

Firearm Safety for Kids

Keep Kids Safe!

Use the conversation tips below to start this important conversation with children.

"Guns are not toys and should **never be played with.**"

"If your friend tells you about a gun he or she found, **tell an adult.**"

"If you find a gun, **leave it alone** and tell an adult."

"Even if a gun looks like a toy - **don't touch it!**"

"All **rules** for safe gun handling must be obeyed."

"**Never go snooping or allow others to snoop** for guns in the home."



American Trauma Society,
Pennsylvania Division (ATSPA)
2 Flowers Drive
Mechanicsburg, PA 17050
www.atspa.org
717.766.1616

Information provided by Project ChildSafe.
For more information visit www.projectchildsafe.org.